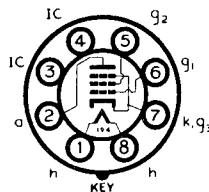
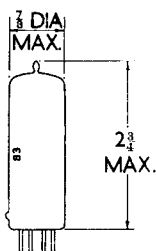


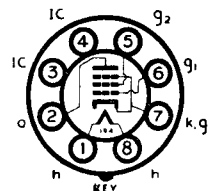
**Replacement Type**  
**TYPE UF41**  
**VARI-MU**  
**R.F. PENTODE**



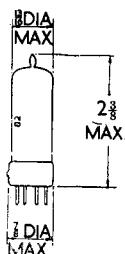
Heater Voltage	... 12.6 volts	Anode Current	... 7.2 mA
Heater Current	... 0.1 amp.	Screen Current	... 2.1 mA
Anode Voltage	... 200 volts	Anode Impedance	... 1 MΩ
Screen Resistor	... 40 kΩ	Mutual Conductance	2.3 mA/V
Grid Voltage ...	... -3 volts	Grid Voltage for $\frac{g_m}{100}$	... -34 volts



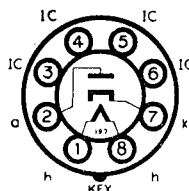
**Replacement Type**  
**TYPE UL41**  
**POWER PENTODE**



Heater Voltage	... 45 volts	Anode Current	... 45 mA
Heater Current	... 0.1 amp.	Screen Current	... 8.5 mA
Anode Voltage	... 200 volts	Mutual Conductance	8.2 mA/V
Screen Voltage	... 200 volts	Anode Load Impedance	4,300 Ω
Grid Voltage ...	... -14.2 volts	Power Output	...
		( $D_{tot}=10\%$ )	... 4.2 watts



**Replacement Type**  
**TYPE UY41**  
**HALF-WAVE**  
**RECTIFIER**



Heater Voltage	... 31.0 volts	Output Current	... 100 mA max.
Heater Current	... 0.1 amp.	Reservoir Capacitance	50 μF max.
Anode Voltage R.M.S.	250 volts max.	Limiting Resistance	210 Ω min.